

Aquawood Primo TG

5442

White wood primer for wooden windows and front doors for industrial and professional use
System-matched in 3-layer-structure

PRODUCT DESCRIPTION

General

Water-based, white, wood primer with particularly good coverage of softwood scantlings. The product is characterised by very good run-off behaviour on hardwood and softwood as well as insulating effect against wood extractives.
Contains effective light stabilisers to absorb UV radiation and to stabilise the wood component lignin.

Special properties and standards



- The coating is protected against blue stain and mould by a biocidal active substance.

Active substance:

0.5 g/kg (0.05 %) 3-Iod-2-propinylbutylcarbamate

- French ordinance DEVL1104875A**

Marking of construction coating products for their emission of volatile pollutants: A+

Application area



For dimensionally stable and limited dimensionally stable timber components for exterior and interior use, such as e.g. wooden windows, front doors, window shutters, gates, winter garden.

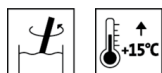
For coating systems where preventive chemical wood protection in accordance with DIN 68800 or ÖNORM B3802-3 is not required.

Preventive chemical wood protection is not required for wood species in durability classes 1 and 2 (according to DIN EN 350).

A waiver of preventive chemical wood protection for wood of durability class 3 - 5 (according to EN 350-2) must be agreed in writing (please observe national standards/guidelines). Non-compliance can lead to conflicts with normative specifications or legal requirements.

PROCESSING

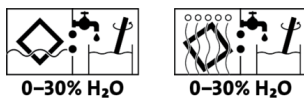
Processing instructions



- Please stir the product before use. However, prevent entry of air while stirring.
- The temperature of the product and object, and the room temperature must be at least + 15 °C.
- The optimal conditions for use are between 15 - 25 °C with a relative atmospheric humidity between 40 - 80 %.
- The treated surfaces must be coated with a suitable topcoat to prevent the active substances from being washed out. This surface coating must be maintained continuously.

- In case of flow coating for a long time, the pH-value reduces and, as a result, there could be sagging problems. Hence, the pH value of impregnations that have already been used must be checked and, if required, corrected to the target pH-value of by adding approx. 0.10 % of Neutralisationsmittel 9125 (96149) (the addition of 0.10 % will increase the pH-value up to approx. 0.6 units).
- If the viscosity increases as a result of evaporation, it must be compensated with water (set viscosity: undiluted 80 - 90 s and with 30% water added 50 - 55 s in a 2-mm-measuring cup). Before measuring the wood dust has to be screened.
- If foam forms in the flooding system, an addition of 0.1 - 0.3 % of Entschäumer-Lösung für Aquawood TIG (90642) or Entschäumer-Lösung (90643) is recommended.
- Any change in the processing sequence, environmental conditions, non-observance of instructions or the use of products not listed may have an unfavourable effect on the result. Deviations lead to film and adhesion problems as well as to impairments with regard to weathering and color stability.
- Please follow our **ARL 300 - Working guideline for coating dimensionally stable and limited dimensionally stable construction elements - General part** along with all standards and guidelines for window construction.

Application technique



	Flow coating	Immersion
Diluent	Water	
Diluent amount added (%)	0 - 30	
Applied quantity per application (ml/m ²)	100 - 125	

The product is ready to use.

The shape and surface condition of the workpiece as well as the type of application influence the actual consumption. Accurate values for consumption must be obtained by applying trial coats in advance.

Drying times

(at 23 °C and 50 % rel. humidity)



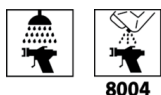
Re-coatable at room temperature	approx. 4 hour(s)
Re-coatable after forced drying 20 minutes draining 50 minutes drying stage (35 - 40 °C) 20 minutes cooling stage	approx. 90 minutes

The figures given above are reference values. The drying time depends on the type of substrate, coat thickness, temperature, air exchange and relative atmospheric humidity.

Lower temperatures and/or high level of atmospheric humidity can increase the drying time.

Avoid direct sunlight!

Cleaning the working equipment




With water immediately after use.

To remove dried paint residues we recommend using Aqua-Cleaner (8004) (diluted 1:1 with water).

SUBSTRATE

Type of substrate

Wood in accordance with the guidelines for window construction.

Substrate property	<p>The substrate must be dry, clean, capable of holding the paint, free from separating substances such as grease, wax, silicone, resin etc. and free from wood dust, as well as tested for suitability for coating.</p> <p>A prerequisite for ensuring long durability of the coating is to observe the basic principles of constructional wood preservation.</p>
Wood moisture	13 % ± 2 %
Substrate preparation	<p>Wood sanding: Hardwoods: Grit size 150 - 180 Softwoods: Grit size 100 - 150</p>
COATING SYSTEM	
General	The following coating systems are exemplary.
Primer coat	1 x Aquawood Primo TG (5442)
Intermediate coat	<p>Transparent: Softwoods: 1 x Aquawood Intermedio DQ (5706) Hardwoods and Larch: 1 x Aquawood Intermedio ISO (5705) Intermediate drying: approx. 2 hour(s) Opaque: 1 x Aquawood Intercare ISO (5503) or 1 x Aquawood Intercare SQ (5522) or 1 x Aquawood Intercare ES (5501) Intermediate drying time: approx. 4 hours</p>
Intermediate sanding	<p>Grit size 220 – 240 Remove sanding dust.</p>
	
Finishing coat	<p>Transparent: 1 x Aquawood Finatop 40 (5140) or 1 x Aquawood Finapro 20 (5101) Opaque: 1 x Aquawood Covatop XT 20 (5020) or 1 x Aquawood Covapro 20 (5023)</p>
For front doors	An additional application of Aquawood Protect (5128) (colourless two-component varnish) is necessary.

ORDERING INFORMATION

Size of trading unit

4 l, 22 l

Colour shades / Glosslevels

Standard colour(s):
Weiß (5442050000)

The final colour is basically obtained from the inherent colour of the wood, the applied quantity, the colour of the impregnation and the colour of the finishing coat.

In order to ensure uniformity of the colour shade, use only material with the same batch number on a given surface.

It is recommended to prepare a trial colour sample on the original substrate using the coating system selected in order to assess the final colour shade.

Supplementary products

Aqua-Cleaner (8004)
Aquawood Covapro 20 (5023)
Aquawood Covatop XT 20 (5020)
Aquawood Finapro 20 (5101)
Aquawood Finatop 40 (5140)
Aquawood Intercare ES (5501)
Aquawood Intercare ISO (5503)
Aquawood Intercare SQ (5522)
Aquawood Intermedio DQ (5706)
Aquawood Intermedio ISO (5705)
Entschäumer-Lösung (90643)
Neutralisationsmittel 9125 (96149)

Please refer to the corresponding technical data sheets of the products.

FURTHER DETAILS

Durability / storage



Min. 1 year(s) in the original sealed containers.

Make sure the product is protected against moisture, direct sunlight, frost and high temperatures (above 30 °C).

Close opened containers well and use up the content as soon as possible.

Technical specifications

VOC content of the ready-to-use mixture: EU limit for Aquawood Primo TG (Cat A/f):130 g/l.
Aquawood Primo TG contains maximum 40 g/IVOC.

DGNB (German Sustainable Building Council)

Quality level 4 (with factory coating)

Safety information



The product is only suitable for the industrial and professional use.

When sanding, use at least a P2 dust filter as personal safety equipment to protect against abrasive and wood dust. In case of hardwood (especially for Beech, Oak) a dust filter P3 is recommended.

The inhalation of paint aerosols during spray application must generally be avoided. This is ensured by the proper use of a respirator (combination filter A2/P2).

Further information on the subject of safety during transport, storage and handling as well as disposal can be found in the relevant safety data sheet. The current version can be accessed on the Internet at www.adler-lacke.com.