

## Aquawood Covapro 60

5027000010 ff

Water-based, glossy, covering finishing coat for **wooden windows and front doors for industrial and professional use.**

It has been matched as a system with a **3-coat structure**

### PRODUCT DESCRIPTION

#### General

Water-based, silk gloss, opaque finishing coat with excellent weathering resistance and permanent elasticity. The product is characterized by a high level of block resistance, very good impact strength, quick resistance to water, short drying times and good feel of the surface. Good firmness on vertical surfaces combined with optimal flow. Particularly low number of micro-bubbles with airless spray application as a result of highly active de-foaming and de-aerating agents.

#### Special properties and standards

- **DIN 53160-1 bzw. DIN 53160-2** Perspiration and saliva proof properties
- **ÖNORM EN 71-3** Safety of toys; migration of certain elements (free of heavy metals)
- Meets the criteria of **baubook "Ecological invitation to tender"**
- **French ordinance DEVL1104875A** regarding the marking of construction coating products for their emission of volatile pollutants: A+



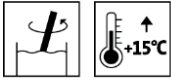
#### Application area



- For dimensionally stable timber components for exterior and interior use, such as e.g. wooden windows and front doors.
- For humid areas (e.g. indoor pools) only with a special coating system.
- For non-dimensionally stable timber components we recommend Pullex Color 50530 or Pullex Aqua-Color 53331.
- Please observe the relative technical data sheets of the products.

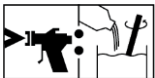
## PROCESSING

### Instructions for use



- Please stir the product before use. However, prevent entry of air while stirring.
- The temperature of the product and object, and the room temperature must be at least + 15 °C.
- The optimal conditions for use are between 15 – 25 °C with a relative atmospheric humidity between 40 – 80 %.
- Too high dry film thicknesses beyond around 120 µm reduce the diffusion capacity and should thus be avoided.
- Sealants must be compatible with the coat and may only be applied once the paint has dried through. Sealing profiles with plasticizers tend to stick together in combination with paints. Please only use those types that have been tested.
- When changing from Aquawood Covapro 60 5027000010 ff to other water-based paint systems, care must be taken to adequately clean the pipes and spray equipment, preferably with warm water.
- Please follow our **ARL 300 - Working guideline for coating dimensionally stable and limited dimensionally stable construction elements - General part** along with all standards and guidelines for window construction.

### Application technique



0-5% H<sub>2</sub>O



10% H<sub>2</sub>O

Application method	Airless	Airless air-supported (Airmix, Air-coat, etc.)	Cup gun
Spray nozzle (ø mm)	0.28 or 0.33	0.28 or 0.33	1.8 – 2.0
Spray nozzle (ø inch)	0.011 or 0.013	0.011 or 0.013	-
Spraying angel (degrees)	20 – 40	20 – 40	-
Spraying pressure (bar)	80 – 100	80 – 100	3 – 4
Atomized air (bar)	-	0,5 – 1,5	-
Spraying distance (cm)	approx. 25		
Thinner	water		
Thinner amount added in %	0 – 5	0 – 5	10
Wet film (µm)	150 – 300 depending on the intermediate coat		
Yield per application (g/m <sup>2</sup> ) <sup>1)</sup>	300 – 600 depending on the intermediate coat		
Dry film complete coating system (µm)	100 up to max. 120		

<sup>1)</sup> Yield including addition of thinner and loss while spraying

The shape, the properties and moisture of the substrate affect the consumption/yield. Accurate values for consumption must be obtained by applying trial coats in advance.

**Drying times**  
(at 23 °C and 50 % rel. humidity)



Dust-dry (ISO 1517)	after approx. 1 hour
Tack-free	after approx. 3 hours
Stackable with PE fine foam spacers at room temperature:	after approx. 5 hours
Stackable with PE fine foam spacers after forced drying: 20 min flash-off zone 90 min drying stage (35– 40 °C) 20 min. cooling phase	after approx. 130 min.

The figures given above are reference values. The drying time depends on the type of substrate, coat thickness, temperature, air exchange and relative atmospheric humidity.

Lower temperatures and/or high level of atmospheric humidity can increase the drying time.

Avoid direct sunlight (very quick drying).

**Cleaning the working equipment**



With water immediately after use.

To remove dried paint residues, we recommend using ADLER Aqua-Cleaner 80080 (diluted 1:1 with water).

**SUBSTRATE**

**Type of substrate**

Wood in accordance with the guidelines for window construction.

**Substrate property**

The substrate must be dry, clean, capable of holding the paint, free from separating substances such as grease, wax, silicone, resin etc. and free from wood dust, as well as tested for suitability for coating.

**Wood moisture**

13 % +/- 2 %

**Wood sanding:**

Hardwoods: grit size 150 – 180  
Softwoods: grit size 100 – 150

**COATING SYSTEM**

**General**

The following coating systems are exemplary.

**Impregnation**

1 x Aquawood Primo A2 Weiß 5452000305

Intermediate drying: approx. 4 hours

Use wood preservatives safely. Always read the label and observe the relative technical data sheets of the products before use.

**Intermediate coat**

ADLER Acryl-Spritzfüller 41002 or ADLER Acryl-Spritzfüller SL 41029 or ADLER Acryl-Fensterfüller HighRes 5501050000

Intermediate drying: approx. 4 hours

Please observe the relative technical data sheets of the products.

**Intermediate sanding**

Grit size 220 – 280  
Remove sanding dust.

**Finishing coat**

1 x Aquawood Covapro 60 5027000010 ff

**For front doors:**

An additional application of Aquawood Protect 53215 is necessary (colourless two-component varnish).

Please observe the relative technical data sheets of the products.

## MAINTENANCE AND RENOVATION

**Maintenance and renovation**

The durability depends on several factors: these include particularly the type of weathering, constructional protection, mechanical stress and the choice of colour applied. To obtain long durability, preservation work is necessary in time. Therefore, we recommend annual maintenance.

Cleaning with ADLER Top-Cleaner 51696. Maintenance with ADLER Top-Care 7227000210.

Please observe the relative technical data sheets of the products.

Please follow our **ARL 304 - Working guideline for coating dimensionally stable and limited dimensionally stable construction elements - Maintenance and renovation.**

## ORDERING INFORMATION

**Size of trading unit**

3 kg, 5 kg, 10 kg, 20 kg, 60-kg

**Colour shades / degrees of gloss**

RAL 9010	5027009010
RAL 9016	5027009016



Colour shades can be obtained using the **ADLER colour mixing system ADLERMix.**

**Base paints:**

Base W10 5027000010  
Base W30 5027000030

- In order to ensure uniformity of the colour shade, use only material having the same batch number on a given surface.
- It is recommended to prepare a trial colour sample on the original substrate using the coating system selected in order to assess the final colour shade.

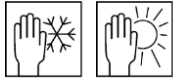
**Supplementary products**

Aquawood Primo A2 Weiß 5452000305  
Aquawood Protect 53215  
ADLER Acryl-Spritzfüller 41002  
ADLER Acryl-Spritzfüller SL 41029  
ADLER Acryl-Fensterfüller HighRes 5501050000  
ADLER Aqua-Cleaner 80080  
ADLER Top-Cleaner 51696  
ADLER Top-Care 7227000210  
Pullex Color 50530  
Pullex Aqua-Color 53331

---

**FURTHER DETAILS**


---

**Durability / storage**

At least 1 year in the original sealed containers.

Make sure the product is protected against moisture, direct sunlight, frost and high temperatures (above 30 °C).

---

**Technical specifications**

VOC content      EU threshold for Aquawood Covapro 60 (cat. A/d):  
130 g/l (2010). Aquawood Covapro 60 contains a  
maximum of 50 g/l VOC.

---

**Safety-related information**

Further information on the subject of safety during transport, storage and handling as well as disposal can be found in the relevant safety data sheet. The current version can be accessed on the Internet at **[www.adler-lacke.com](http://www.adler-lacke.com)**.

The product is only suitable for the industrial and professional use

Inhaling paint aerosols whilst spraying must generally be avoided. This is ensured by correctly using a breathing mask (combination filter A2/P2 – EN 141/EN 143).

---