

Aquawood Protor-Finish L NG

5809

Water-based, **transparent two-component topcoat system** for front doors for **industrial and professional use**

It has been matched as a system in **combination** with **Aquawood Protor-Base L NG**

PRODUCT DESCRIPTION

General

Water-based, non-yellowing, transparent two-component topcoat system. Excellent weather- and UV resistance, very good scratch resistance, high block resistance and high chemical resistance especially for the Aquawood Protor front door coating system.

Special properties and standards



- Proof of suitability according to **DIN EN 927-2 outdoor weathering**
- **French ordinance DEVL1104875A** regarding the marking of construction coating products for their emission of volatile pollutants: A+

Application area

- High-quality wooden front doors.



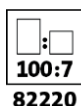
PROCESSING

Instructions for use



- Please stir the product before use.
- The temperature of the product and object, and the room temperature must be at least +15 °C.
- The optimal conditions for use are between 15 – 25 °C with a relative atmospheric humidity between 40 – 80 %.
- Please follow our **ARL 305 - Working guideline for coating dimensionally stable and limited dimensionally stable construction elements - Coating of front doors and garage doors with Aquawood Protor** along with all standards and guidelines for window construction.

Blending ratio



100 parts by weight of Aquawood Protor-Finish L NG 5809
7 parts by weight of ADLER Aqua-PUR-Härter 82220

Aquawood Protor-Finish L NG can only be used with a hardener and in the mixing ratio specified. Deviations lead to film and adhesion problems.

ADLER Aqua-PUR-Härter must be carefully worked into the paint components by stirring before processing.

After addition of hardener, a waiting time of approx. 10 min is recommended for improved degassing.

08-20 (supersedes 08-17) ZKL 5809

ADLER-Werk Lackfabrik, A-6130 Schwaz

Phone: 0043/5242/6922-190, Fax: 0043/5242/6922-309, email: technical-support@adler-lacke.com

Our instructions for use are based on knowledge available currently and shall guide the buyer/user to the best of one's knowledge, but, however, must be clarified for the areas of application and processing conditions on a case-to-case basis. The buyer/user is responsible for deciding on the suitability and use of the delivered product, which is why it is recommended to produce a sample to check the suitability of the product. Our general terms and conditions of sale are otherwise applicable. All previous data sheets are rendered invalid with the issue of this one. Rights reserved for the modification of the container sizes, colour shades and degrees of gloss available.

Pot Life

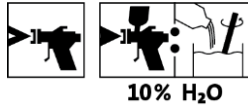


Approx. 2 hours

A further extension of the pot life is not possible.

Increased temperatures reduce the pot life.

Application technique



Application method	Airless	Airless air-supported (Airmix, Aircoat, etc.)	Compressed air cup gun
Spray nozzle (ø mm)	0.28 – 0.33	0.28 – 0.33	2.2
Spray nozzle (ø inch)	0.011 – 0.013	0.011 – 0.013	
Spraying pressure (bar)	80 – 100	80 – 100	3 – 4
Atomized air (bar)	-	1 – 2	-
Dilution (thinning)	water		
Thinner amount added in %	-	-	10
Application quantity per application (g/m ²)	approx. 250		
Yield per application (g/m ²) ¹⁾	approx. 400		
Application quantity (g/m ²)	approx. 250		

¹⁾ Yield including addition of thinner and loss while spraying

The shape, the properties and moisture of the substrate affect the consumption/yield. Accurate values for consumption must be obtained by applying trial coats in advance.

Drying times

(at room temperature 20 °C)



Dust-dry (ISO 1517)	after approx. 30 minutes
Tack-free	after approx. 5 hours
Dried through	after approx. 12 hours

The figures given above are reference values. The drying time depends on the type of substrate, coat thickness, temperature, air exchange and relative atmospheric humidity.

Lower temperatures and/or high level of atmospheric humidity can increase the drying time.


Avoid direct sunlight (very quick drying).

Cleaning the working equipment



With water immediately after use.

To remove dried paint residues we recommend using ADLER Aqua-Cleaner 80080 (diluted 1:1 with water).

SUBSTRATE	
Type of substrate	Fine pored and coarsely porous hardwoods, softwood.
Substrate property (or condition)	The substrate must be dry, clean, capable of holding the paint, free from separative substances such as grease, wax, silicone, resin etc. and free from wood dust, and must be checked to see whether it is suitable of being coated.
Wood moisture	Dimensionally stable construction elements: 13 % +/- 2 %
Preparation of the substrate	Wood sanding with grit size 120 - 150 The product should be applied at the shortest possible interval after grinding in order to avoid a reduction of adhesion.
COATING SYSTEM	
Impregnation	<p>Softwood: 1 x Aquawood Primo TIM 5425000200</p> <p>Use wood preservatives safely. Always read the label and observe the relative technical data sheets of the products before use.</p> <p>Intermediate drying: approx. 4 hours Intermediate sanding with grit size 180 1 x ADLER Protor Primo 50770 ff or 1 x Aquawood Primo A3 - A6 5453000310 ff</p> <p>Hardwood: 1 x ADLER Protor-Primo 50770 ff or 1 x Aquawood Primo A3 - A6 5453000310 ff</p> <p>Please observe the relative technical data sheets of the products.</p>
Primer coat	<p>Softwood: 1 x Aquawood Protor-Base L NG 5807</p> <p>Hardwood: 2 x Aquawood Protor-Base L NG 5807</p> <p>Please observe the relative technical data sheets of the products.</p>
Intermediate sanding	Grit size 220 - 240 Remove sanding dust.
	
Finishing coat	1 x Aquawood Protor-Finish L NG 5809
MAINTENANCE & RENOVATION	
Maintenance and renovation	<p>The durability depends on several factors: these include particularly the type of weathering, constructional protection, mechanical stress and the choice of colour applied. To obtain long durability, preservation work is necessary in time. Therefore, we recommend annual maintenance.</p> <p>Cleaning with ADLER Top-Cleaner 51696. Maintenance with ADLER Top-Care 7227000210 in the package ADLER Window Care-Set 7229000300.</p> <p>Touching up minor flaws with the original material.</p>

Please observe the relative technical data sheets of the products.

Please follow our **ARL 304 - Working guideline for coating dimensionally stable and limited dimensionally stable construction elements - Maintenance and renovation.**

ORDERING INFORMATION

Size of trading unit 2.7 kg; 8 kg; 22 kg

Colour shades / degrees of gloss



Colour shades can be obtained using the **ADLER colour mixing system ADLERMix.**

Base coat:

Aquawood Protor-Finish L NG W40 5809000040

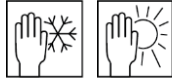
- It is recommended to prepare a trial colour sample on the original substrate using the coating system selected in order to assess the final colour shade.
- In order to ensure uniformity of the colour shade, use only material having the same batch number on a given surface.

Supplementary products

ADLER Aqua-PUR-Härter 82220
 ADLER Aqua-Cleaner 80080
 ADLER Protor-Primo 50770 ff
 ADLER Top-Cleaner 51696
 ADLER Top-Care 7227000210
 Aquawood Primo TIM 5425000200
 Aquawood Primo A3 - A6 5453000310 ff
 Aquawood Protor-Base L NG 5807

FURTHER DETAILS

Durability / storage



At least 1 year in the original sealed containers.

Make sure the product is protected against moisture, direct sunlight, frost and high temperatures (above 30 °C).

Technical specifications

VOC content EU threshold for Aquawood Protor-Finish L NG (cat. A/d): 130 g/l (2010). Aquawood Protor-Finish L NG contains a maximum of 70 g/l VOC.

Safety-related information



Further information on the subject of safety during transport, storage and handling as well as disposal can be found in the relevant safety data sheet. The current version can be accessed on the Internet at **www.adler-lacke.com.**

The product is only suitable for the industrial and professional use

Inhaling paint aerosols whilst spraying must generally be avoided. This is ensured by correctly using a respiratory mask (combination filter A2/P2).